






STAFF RESULTS – JULY 1, 2020 REOPENING SURVEY

Start Date :6-Jul-20
End Date :13-Jul-20
Sent :5,076
Delivered :5,026
Bounced : 50
Completed :2,733
Unique Access Rate :54.38%







Q4. Richland School District Two will require students and staff to follow DHEC and Richland County regulations concerning personal protective equipment. Students and staff may be required to wear masks. With this in mind, and considering the recent level of positive tests for COVID-19 in northeast Richland County, how comfortable are you with students returning to school?

Responses	Responses	%	Percentage of total respondents
Very Comfortable	200	7.3%	
Comfortable	532	19.5%	
Uncomfortable	963	35.2%	
Very Uncomfortable	1,038	38.0%	
Total Responses	2,733		

Q5. Please rank these four instructional models in the order in which you would prefer to work, with 1 being the most desirable and 4 being the least desirable. Please note: This question is being asked for planning purposes only; you are NOT selecting which instructional model you wish to participate in this year. Also, you may go back to the previous page to review the description of each instructional model.







Answer	Rank 1	Rank 2	Rank 3	Rank 4	Rank 5	Weighted Rank (Score)
School Based eLearning	1017	904	343	401	68	1 (10600)
School Based Hybrid	563	590	1376	134	70	2 (9641)
Richland Two Virtual School	640	700	473	367	553	3 (8706)
Classroom Community	179	391	380	1450	333	4 (6832)
Normal operations with PPE	334	148	161	381	1709	5 (5216)
Total Responses						2733








Q6. Which of the following instructional models could you accept as your work environment for now until the end of the pandemic? (Check all that apply.)

Responses	Responses	%	Percentage of total respondents
Richland Two Virtual School	1,550	56.7%	
School Based eLearning	2,089	76.4%	
School Based Hybrid	1,662	60.8%	
Classroom Community	820	30.0%	
Normal operations with PPE	748	27.4%	
Total Responses	6,869		

Multiple answers per participant possible. Percentages added may exceed 100 since a participant may select more than one answer for this question.






STAFF RESULTS – JULY 1, 2020 REOPENING SURVEY

Q8. Please indicate your role in Richland Two.			
Responses	Responses	%	Percentage of total respondents
Certified Staff (Teacher, Counselor, AP, Principal, etc.)	1,913	70.2%	
Classified School Staff (Instructional Assistant, Clerical, Security, Food Service/Custodian, etc.)	553	20.3%	
District Level Operations (Maintenance, Building Services, Facilities, Transportation, Security, etc.)	79	2.9%	
District Level Staff (Senior Staff, Directors, Coordinators, etc.)	86	3.2%	
District Level Classified Staff (Clerical, Assistants, etc.)	96	3.5%	
Total Responses	2,727		





Q9. Mark all of the following statements that are accurate:			
Responses	Responses	%	Percentage of total respondents
I believe it is time to return to normal with reasonable precautions in place (avoiding those who are sick and frequent hand-washing).	445	16.3%	
We should repopulate schools with precautions in place such as social distancing, hand washing, temperature screening, and mandated quarantines in certain circumstances.	792	29.0%	
I do not believe we should consider re-populating school buildings at this time.	1,354	49.5%	
I am in favor of returning to a normal school/work schedule without social distancing, but utilizing precautions such as masks, temperature checks, enhanced cleaning, regular hand washing, and a plan to isolate students/employees who arrive or become symptomatic during the day.	357	13.1%	
I am in favor of a cautious return to school/work, including social distancing and facial masks, even if that means staggered work/school schedules.	1,304	47.7%	
I do not believe we should return to in-person instruction/work until a vaccine or cure for COVID-19 is widely available.	1,118	40.9%	
Total Responses	5,370		






Multiple answers per participant possible. Percentages added may exceed 100 since a participant may select more than one answer for this question.





STAFF RESULTS – JULY 1, 2020 REOPENING SURVEY

Q10. Mark all of the following statements that are accurate:			
Responses	Responses	%	Percentage of total respondents
Both my family and I enjoy good health.	1,892	69.2%	
I am or I live with a person who is medically fragile and/or is in a high-risk category.	1,154	42.2%	
I am a caregiver for a medically fragile person and/or one who is in a high-risk category.	453	16.6%	
Many of my students/co-workers are medically fragile and should remain in isolation.	516	18.9%	
Total Responses	4,015		

Multiple answers per participant possible. Percentages added may exceed 100 since a participant may select more than one answer for this question.

Q11. Which of the best reflects your level of concern about COVID-19?			
Responses	Responses	%	Percentage of total respondents
I am very concerned about COVID-19	1,733	63.4%	
I am concerned about COVID-19	888	32.5%	
I am not concerned about COVID-19	112	4.1%	
Total Responses	2,733		

Q12. If Richland Two is unable to return to full-time, in-person instruction, but employees are expected to report to work each week day, do you have childcare options for the days you are at work but your child is not in school?			
Responses	Responses	%	Percentage of total respondents
I don't have young children in need of supervision	1,712	62.6%	
Yes, I have childcare options	424	15.5%	
I do not have childcare options at the moment, but I will try to arrange for childcare so I can return to work	473	17.3%	
No, if school is not in session full time, I will be unable to work	124	4.5%	
Total Responses	2,733		

Q13. Will you return to work when schools/buildings are re-opened?			
Responses	Responses	%	Percentage of total respondents
Yes	2,137	78.2%	
Yes, with accommodations (I will submit the required Application for Reasonable Accommodations)	512	18.7%	
No, I will not and I will request to be released from my contract	84	3.1%	
Total Responses	2,733		

STAFF RESULTS – JULY 1, 2020 REOPENING SURVEY

Q14. If students and staff are required to wear masks, practice social distancing, and observe other precautions, are you more or less likely to return to work?

Responses	Responses	%	Percentage of total respondents
More likely	1,739	63.6%	
Less likely	175	6.4%	
Observing precautions does not influence my decision	819	30.0%	
Total Responses	2,733		

Q15. Do you have internet access in your home?

Responses	Responses	%	Percentage of total respondents
Yes	2,700	98.8%	
No	33	1.2%	
Total Responses	2,733		

Q16. The district is expanding the Richland Two Virtual School to include grades K through 12 and will continue to offer school based eLearning for instruction. Would you be interested in providing full-time remote instruction? Teachers in this program would not work from home but would be working from a district facility.

Responses	Responses	%	Percentage of total respondents
Yes	1,225	44.8%	
No	1,508	55.2%	
Total Responses	2,733		






Q17. Identify and rank your two greatest concerns with returning to school in August?

Answer	Rank 1	Rank 2	Weighted Rank (Score)
Parents sending children who are ill to school	934	855	1 (2723)
Cleanliness and sanitation of the classroom and school building	633	704	2 (1970)
I am or I live with a person who is medically fragile and/or is in a high-risk category	601	217	3 (1419)
Challenges of balancing in-person learning and eLearning	263	474	4 (1000)
Alignment and rigor of in-person learning and eLearning	139	286	5 (564)
Finding childcare for my own children who do not, cannot, or will not attend in-person school	163	197	6 (523)
Total Responses			2733

PARENTS OF ELEMENTARY STUDENTS RESULTS – JULY 1, 2020 REOPENING SURVEY

Start Date :1-Jul-20
End Date :13-Jul-20
Sent :10,805
Delivered :10,606
Bounced : 199
Completed :4,607
Unique Access Rate :43.44%






Q2. Richland School District Two will require students and staff to follow DHEC and Richland County regulations concerning personal protective equipment. Students and staff may be required to wear masks. With this in mind, and considering the recent level of positive tests for COVID-19 in northeast Richland County, how comfortable are you with students returning to school face to face?

Responses	Responses	%	Percentage of total respondents
Very Comfortable	504	10.9%	
Comfortable	935	20.3%	
Uncomfortable	1,324	28.7%	
Very Uncomfortable	1,844	40.0%	
Total Responses	4,607		

Q3. Please rank these four instructional models in the order you would prefer for your child, with 1 being the most desirable and 4 being the least desirable. Please note: This question is being asked for planning purposes only; you are NOT selecting which instructional model your child will participate in this year at this time. Also, you may go back to the previous page to review the description of each instructional model.

Answer	Rank 1	Rank 2	Rank 3	Rank 4	Weighted Rank (Score)
School Based eLearning	1202	1587	1470	348	1 (12857)
School Based Hybrid	828	1623	1919	237	2 (12256)
Richland Two Virtual School	1265	965	702	1675	3 (11034)
Classroom Communities	1312	432	516	2347	4 (9923)
Total Responses					4607







Q4. Which of the following instructional models could you make work for your family if needed? (Check all that apply.)

Responses	Responses	%	Percentage of total respondents
Richland Two Virtual School	2,650	57.5%	
School Based eLearning	3,100	67.3%	
School Based Hybrid	2,524	54.8%	
Classroom Communities	2,294	49.8%	
Total Responses	10,568		

Multiple answers per participant possible. Percentages added may exceed 100 since a participant may select more than one answer for this question.

PARENTS OF ELEMENTARY STUDENTS RESULTS – JULY 1, 2020 REOPENING SURVEY

Q5. The Richland School District Two administration recognizes that each instructional model will present challenges for families. While we can not solve all of these challenges, we want to have a good understanding of how many of our families may face these challenges. Please indicate which of the following you believe will be a challenge for you and your child in the instruction model that you ranked highest. (Check all that apply.)

Responses	Responses	%	Percentage of total respondents
Breakfast and Lunch	621	15.0%	
Childcare	2,113	51.1%	
Technology / Access to Instruction	781	18.9%	
Transportation	484	11.7%	
Other (Please specify)	1383	33.4%	
Total Responses	5,382		

Multiple answers per participant possible. Percentages added may exceed 100 since a participant may select more than one answer for this question.

PARENTS OF MIDDLE AND HIGH STUDENTS RESULTS – JULY 1, 2020 REOPENING SURVEY

Start Date :1-Jul-20
End Date :13-Jul-20
Sent :15,251
Delivered :14,972
Bounced : 279
Completed :7,997
Unique Access Rate :53.41%

Q2. Richland School District Two will require students and staff to follow DHEC and Richland County regulations concerning personal protective equipment. Students and staff may be required to wear masks. With this in mind, and considering the recent level of positive tests for COVID-19 in northeast Richland County, how comfortable are you with students returning to school face to face?

Responses	Responses	%	Percentage of total respondents
Very Comfortable	809	10.1%	
Comfortable	1,551	19.4%	
Uncomfortable	2,194	27.4%	
Very Uncomfortable	3,443	43.1%	
Total Responses	7,997		

Q3. Please rank these three instructional models in the order you would prefer for your child, with 1 being the most desirable and 3 being the least desirable. Please note: This question is being asked for planning purposes only; you are NOT selecting which instructional model your child will participate in this year at this time. Also, you may go back to the previous page to review the description of each instructional model.

Answer	Rank 1	Rank 2	Rank 3	Weighted Rank (Score)
School Based eLearning	2324	4327	1346	1 (16972)
School Based Hybrid	3283	1310	3404	2 (15873)
Richland Two Virtual School	2390	2360	3247	3 (15137)
Total Responses				7997







Q4. Which of the following instructional models could you make work for your family if needed? (Check all that apply.)

Responses	Responses	%	Percentage of total respondents
Richland Two Virtual School	5,032	62.9%	
School Based eLearning	5,458	68.3%	
School Based Hybrid	4,761	59.5%	
Total Responses	15,251		

Multiple answers per participant possible. Percentages added may exceed 100 since a participant may select more than one answer for this question.

PARENTS OF MIDDLE AND HIGH STUDENTS RESULTS – JULY 1, 2020 REOPENING SURVEY

Q5. The Richland School District Two administration recognizes that each instructional model will present challenges for families. While we can not solve all of these challenges, we want to have a good understanding of how many of our families may face these challenges. Please indicate which of the following you believe will be a challenge for you and your child in the instruction model that you ranked highest. (Check all that apply.)





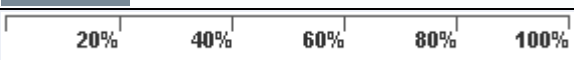
Responses	Responses	%	Percentage of total respondents
Breakfast and Lunch	1,166	17.2%	
Childcare	1,311	19.3%	
Technology / Access to Instruction	1,537	22.7%	
Transportation	1,472	21.7%	
Other (Please specify)	2865	42.3%	
Total Responses	8,351		

Multiple answers per participant possible. Percentages added may exceed 100 since a participant may select more than one answer for this question.

MIDDLE AND HIGH STUDENTS RESULTS – JULY 1, 2020 REOPENING SURVEY

Start Date :1-Jul-20
End Date :13-Jul-20
Sent :16,437
Delivered :14,269
Bounced : 2,168
Completed :3,247
Unique Access Rate :22.76%





Q1. Richland School District Two will require students and staff to follow DHEC and Richland County regulations concerning personal protective equipment. Students and staff may be required to wear masks. With this in mind, and considering the recent level of positive tests for COVID-19 in northeast Richland County, how comfortable are you with returning to school?

Responses	Responses	%	Percentage of total respondents
Very Comfortable	745	22.9%	
Comfortable	1,043	32.1%	
Uncomfortable	722	22.2%	
Very Uncomfortable	737	22.7%	
Total Responses	3,247		

Q2. Please rank these three instructional models in the order in which you prefer, with 1 being the most desirable and 3 being the least desirable. Please note: This question is being asked for planning purposes only; you are NOT selecting which instructional model you wish you participate in this year. Also, you may go back to the previous page to review the description of each instructional model.

Answer	Rank 1	Rank 2	Rank 3	Weighted Rank (Score)
School Based Hybrid	1615	620	1012	1 (7097)
School Based eLearning	835	1584	828	2 (6501)
Richland Two Virtual School	797	1043	1407	3 (5884)
Total Responses				3247

Q3. Which of the following instructional models would work for you and your family? (Check all that apply.)

Responses	Responses	%	Percentage of total respondents
Richland Two Virtual School	1,423	43.8%	
School Based eLearning	1,722	53.0%	
School Based Hybrid	2,060	63.4%	
Total Responses	5,205		

Multiple answers per participant possible. Percentages added may exceed 100 since a participant may select more than one answer for this question.