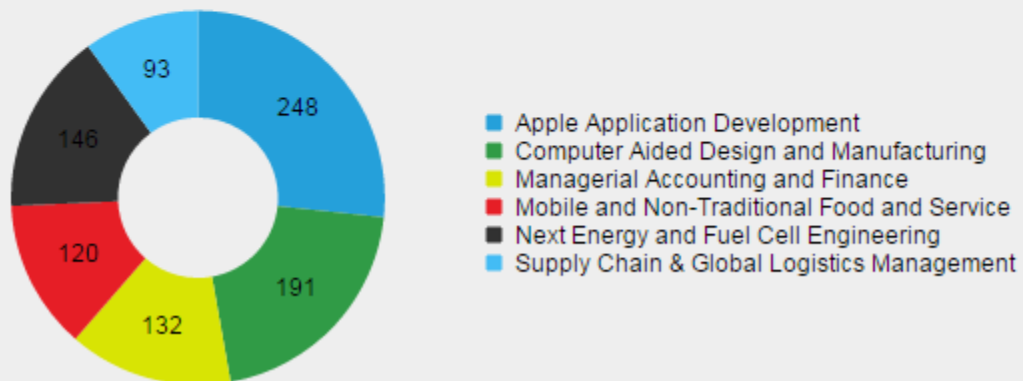


R2i2 Enrollment Request Breakdown

Total Applicants & Applications

Total Applicants	Total Applications
388	930

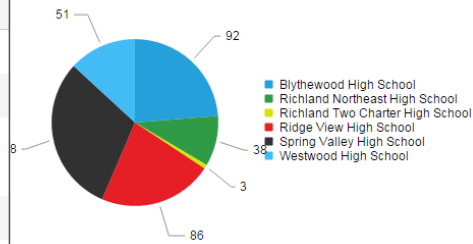


Applications by Course

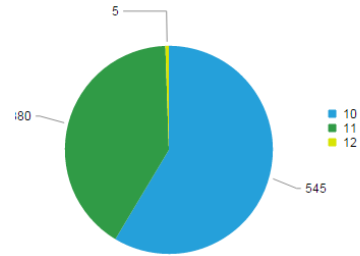
Course Name	Total Applications	Total Approved
Apple Application Development	248	0
Computer Aided Design and Manufacturing	191	0
Managerial Accounting and Finance	132	0
Mobile and Non-Traditional Food and Service	120	0
Next Energy and Fuel Cell Engineering	146	0
Supply Chain & Global Logistics Management	93	0

Applicants by School

Home School	ApplicantTotal
Blythewood High School	92
Richland Northeast High School	38
Richland Two Charter High School	3
Ridge View High School	86
Spring Valley High School	118
Westwood High School	51



Applicants By Grade



© 2016 - Richland Two Institute of Innovation Administrative Application

Total number per class	Class Name	Total Number of students per year per school	Total number of students per section per school	Total number of sections <u>per year</u>
25	Next Energy and Fuel Cell Engineering	40	5	8
25	Computer Aided Design & Manufacturing	20	5	4
25	Supply Chain & Global Logistics Management	20	5	4
25	Managerial Accounting and Finance	20	5	4
25	Apple Application Development	40	5	8
25	Mobile and Non-Traditional Food and Service	20	5	4

School

Blythewood High School ▼

Courses

Course	Available Seats	Applied	Approved	Remaining Seats
Apple Application Development	40	51	0	40
Computer Aided Design and Manufacturing	20	45	0	20
Managerial Accounting and Finance	20	39	0	20
Mobile and Non-Traditional Food and Service	20	27	0	20
Next Energy and Fuel Cell Engineering	40	33	0	40
Supply Chain & Global Logistics Management	20	29	0	20

School

Richland Northeast High School ▼

Courses

Course	Available Seats	Applied	Approved	Remaining Seats
Apple Application Development	40	27	0	40
Computer Aided Design and Manufacturing	20	20	0	20
Managerial Accounting and Finance	20	11	0	20
Mobile and Non-Traditional Food and Service	20	10	0	20
Next Energy and Fuel Cell Engineering	40	9	0	40
Supply Chain & Global Logistics Management	20	10	0	20

School

Richland Two Charter High School ▼

Courses

Course	Available Seats	Applied	Approved	Remaining Seats
Apple Application Development	40	1	0	40
Computer Aided Design and Manufacturing	20	0	0	20
Managerial Accounting and Finance	20	1	0	20
Mobile and Non-Traditional Food and Service	20	0	0	20
Next Energy and Fuel Cell Engineering	40	0	0	40
Supply Chain & Global Logistics Management	20	0	0	20

School

Ridge View High School ▼

Courses

Course	Available Seats	Applied	Approved	Remaining Seats
Apple Application Development	40	54	0	40
Computer Aided Design and Manufacturing	20	43	0	20
Managerial Accounting and Finance	20	21	0	20
Mobile and Non-Traditional Food and Service	20	40	0	20
Next Energy and Fuel Cell Engineering	40	32	0	40
Supply Chain & Global Logistics Management	20	26	0	20

School

Spring Valley High School ▼

Courses

Course	Available Seats	Applied	Approved	Remaining Seats
Apple Application Development	40	87	0	40
Computer Aided Design and Manufacturing	20	55	0	20
Managerial Accounting and Finance	20	41	0	20
Mobile and Non-Traditional Food and Service	20	26	0	20
Next Energy and Fuel Cell Engineering	40	52	0	40
Supply Chain & Global Logistics Management	20	21	0	20

School

Westwood High School ▼

Courses

Course	Available Seats	Applied	Approved	Remaining Seats
Apple Application Development	40	28	0	40
Computer Aided Design and Manufacturing	20	28	0	20
Managerial Accounting and Finance	20	19	0	20
Mobile and Non-Traditional Food and Service	20	17	0	20
Next Energy and Fuel Cell Engineering	40	20	0	40
Supply Chain & Global Logistics Management	20	7	0	20

*****The breakdown below DOES NOT account for student preference of A.M. or P.M. session*****

BHS	Total Number of students per year	Number of Enrollment Requests	Number possibly denied enrollment due to space limitations only
Apple	40	50	10
CAD	20	45	25
Managerial	20	39	19
Food	20	27	7
Next	40	33	0
Supply	40	29	0

Roll Over Spots: 7 Next, 11 Supply

RNE	Total Number of students per year	Number of Enrollment Requests	Number possibly denied enrollment due to space limitations only
Apple	40	27	0
CAD	20	20	0
Managerial	20	11	0
Food	20	10	0
Next	40	9	0
Supply	40	10	0

Roll Over Spots: 13 Apple, 9 Managerial, 10 Food, 31 Next, 30 Supply

RVHS	Total Number of students per year	Number of Enrollment Requests	Number possibly denied enrollment due to space limitations only
Apple	40	54	14
CAD	20	43	23
Managerial	20	21	1
Food	20	38	18
Next	40	32	0
Supply	40	26	0

Roll Over Spots: 8 Next, 14 Supply

SPVHS	Total Number of students per year	Number of Enrollment Requests	Number possibly denied enrollment due to space limitations only
Apple	40	86	46
CAD	20	55	35
Managerial	20	41	21
Food	20	26	6
Next	40	52	12
Supply	40	21	0

Roll Over Spots: 19 Supply

WHS	Total Number of students per year	Number of Enrollment Requests	Number possibly denied enrollment due to space limitations only
Apple	40	28	0
CAD	20	28	8
Managerial	20	19	0
Food	20	16	0
Next	40	20	0
Supply	40	7	0

Roll Over Spots: 12 Apple, 1 Managerial, 4 Food, 20 Next, 33 Supply