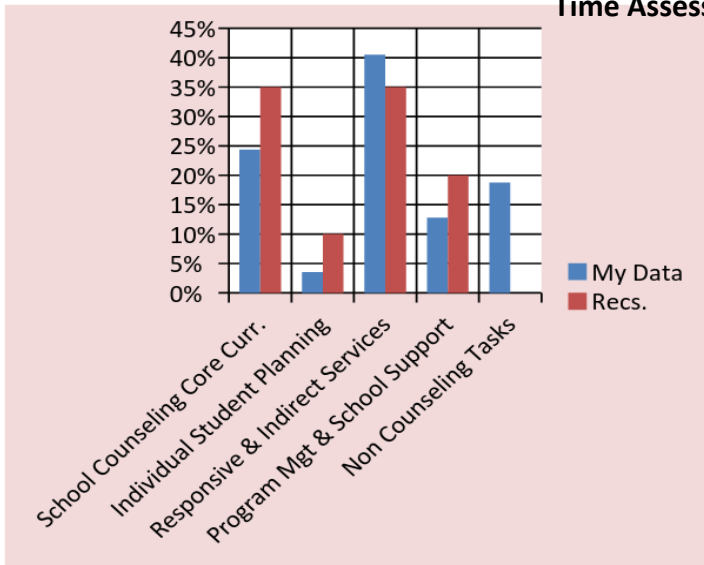
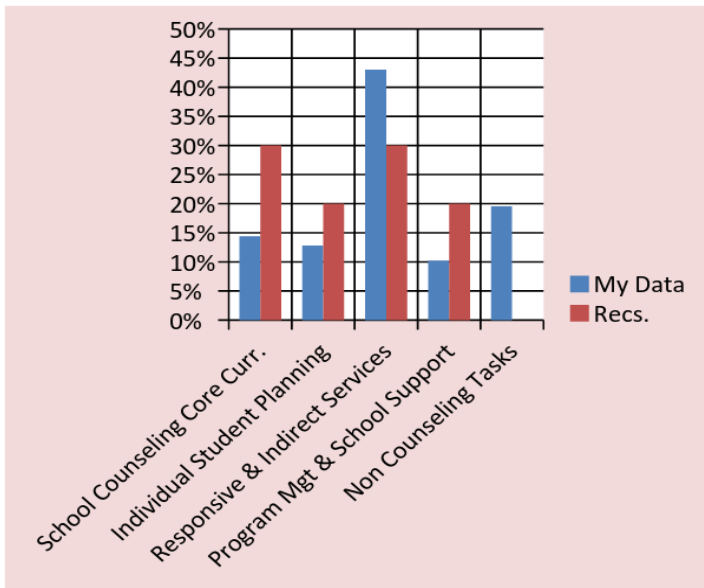


R2 School Counseling Use of

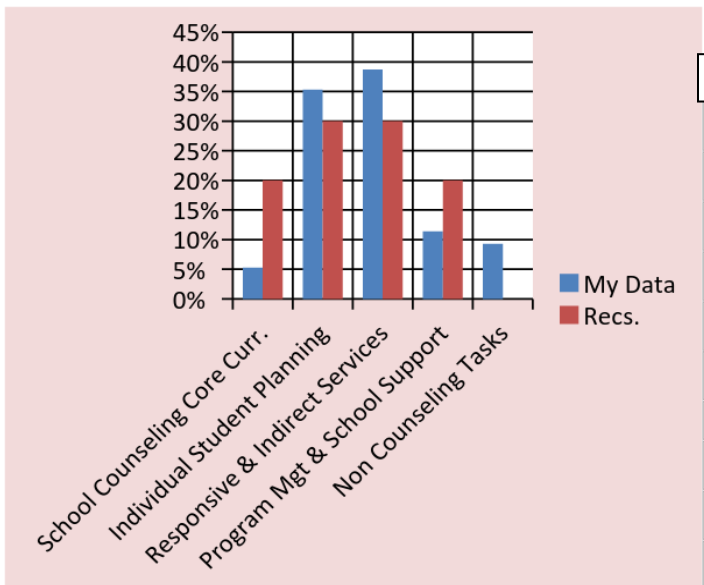
Time Assessment Results 2015-16



ELEMENTARY			
	Our Data	ASCA Rec.	Diff.
School Counseling Core Curr	24%	35%	-11
Indiv. Student Planning	4%	10%	-6
Responsive & Indirect Svc	41%	35%	6
Prog. Mgt & School Support	13%	20%	7
Non-Counseling Tasks	19%	0%	19
Dates Assessed:			
Jan. 25 - Feb. 5, 2016			
April 4 - 15, 2016			



MIDDLE			
	Our Dat	ASCA Rec.	Diff.
School Counseling Core Curr	14%	30%	-16
Indiv. Student Planning	13%	20%	-7
Responsive & Indirect Svc	43%	30%	13
Prog. Mgt & School Support	10%	20%	-10
Non-Counseling Tasks	20%	0%	20
Dates Assessed:			
Jan. 25 - Feb. 5, 2016			
April 4 - 15, 2016			



HIGH			
	Our Dat	ASCA R	Diff.
School Counseling Core Curr	5%	20%	-15
Indiv. Student Planning	35%	30%	5
Responsive & Indirect Svc	39%	30%	9
Prog. Mgt & School Support	11%	20%	-9
Non-Counseling Tasks	9%	0%	9
Dates Assessed:			
Jan. 25 - Feb. 5, 2016			
Sept. 12 - 23, 2016			